



SOX9 (ABT-SOX9) mouse mAb

Catalog No	YP-Ab-15333
Isotype	IgG
Reactivity	Human;Mouse;Rat
Applications	IHC,WB
Gene Name	SOX9
Protein Name	Transcription factor SOX-9
Immunogen	Synthesized peptide derived from human SOX9
Specificity	This antibody detects endogenous levels of human SOX9. Heat-induced epitope retrieval (HIER) Citrate buffer of pH6.0 was highly recommended as antigen repair method in paraffin section
Formulation	Liquid in PBS containing 50% glycerol, 0.5% BSA and 0.02% sodium azide.
Source	Mouse, Monoclonal/IgG2b, Kappa
Purification	The antibody was affinity-purified from mouse ascites by affinity-chromatography using specific immunogen.
Dilution	IHC-p 1:100-500, WB 1:500-1000,ELISA 1:5000-20000
Concentration	1 mg/ml
Purity	≥90%
Storage Stability	-20°C/1 year
Synonyms	
Observed Band	
Cell Pathway	Nucleus .
Tissue Specificity	Eye,PNS,Testis,
Function	disease:Defects in SOX9 are the cause of campomelic dysplasia (CMD1) [MIM:114290]. CMD1 is a rare, often lethal, dominantly inherited, congenital osteochondrodysplasia, associated with male-to-female autosomal sex reversal in two-thirds of the affected karyotypic males. A disease of the newborn characterized by congenital bowing and angulation of long bones, unusually small scapulae, deformed pelvis and spine and a missing pair of ribs. Craniofacial defects such as cleft palate, micrognathia, flat face and hypertelorism are common. Various defects of the ear are often evident, affecting the cochlea, malleus incus, stapes and tympanum. Most patients die soon after birth due to respiratory distress which has been attributed to hypoplasia of the tracheobronchial cartilage and small thoracic cage.,function:Plays an important role in the normal skeletal development. May regulate the expression
Background	SRY-box 9(SOX9) Homo sapiens The protein encoded by this gene recognizes the sequence CCTTGAG along with other members of the HMG-box



class DNA-binding proteins. It acts during chondrocyte differentiation and, with steroidogenic factor 1, regulates transcription of the anti-Muellerian hormone (AMH) gene. Deficiencies lead to the skeletal malformation syndrome campomelic dysplasia, frequently with sex reversal. [provided by RefSeq, Jul 2008],

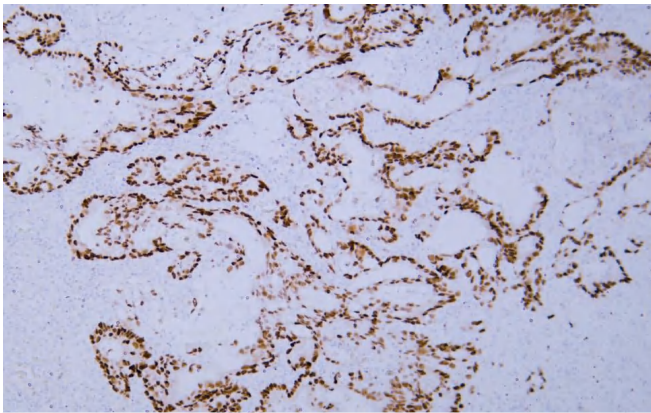
matters needing attention

Avoid repeated freezing and thawing!

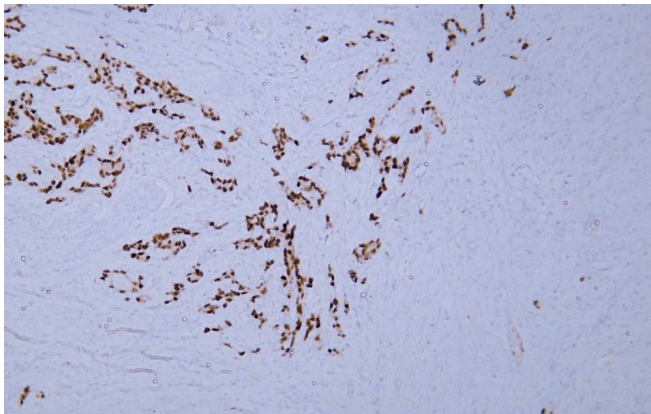
Usage suggestions

This product can be used in immunological reaction related experiments. For more information, please consult technical personnel.

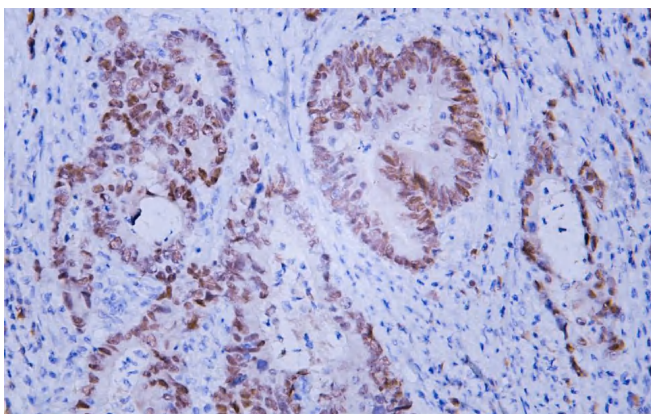
Products Images



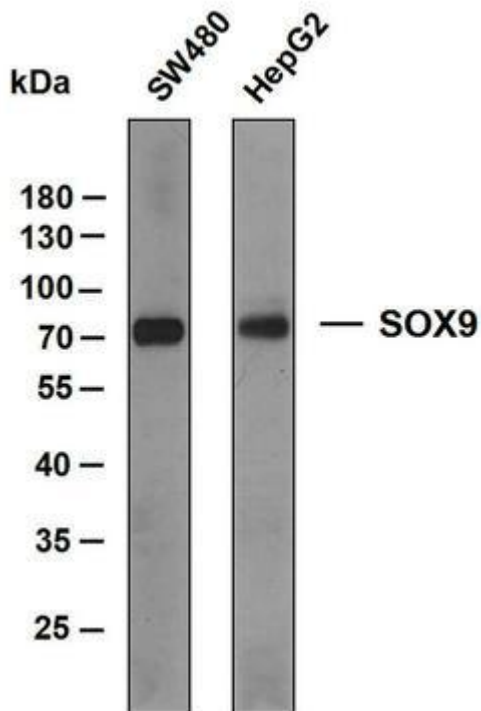
Human colon carcinoma tissue was stained with Anti-SOX9 (ABT-SOX9) Antibody



Human gastric adenocarcinoma tissue was stained with Anti-SOX9 (ABT-SOX9) Antibody



Human rectal carcinoma tissue was stained with Anti-SOX9 (ABT-SOX9) Antibody



Various whole cell lysates were separated by 10% SDS-PAGE, and the membrane was blotted with anti-SOX9 antibody. The HRP-conjugated anti-Mouse IgG antibody was used to detect the antibody. Predicted band size: 56 kDa Observed band size: 70 kDa